



SNOA Fall 2023 Meeting #2 (New Officials)


National Federation of State
High School Associations



August 13, 2023

Copyright© 2022 National Federation of State High School Associations. All Rights Reserved.
This copyrighted power point is presented by the NFHS. This material shall only be reproduced or distributed by member state associations for teaching purposes. Distribution to the public is prohibited without the express written consent from the NFHS. Please contact Davis Whitfield, COO at dwhitfield@nfhs.org





Chairperson- Bill Robinson

Assigner- Chris Argubright

Instructor- Michael Laguna

National Federation of State
High School Associations



Copyright© 2022 National Federation of State High School Associations. All Rights Reserved.

This copyrighted power point is presented by the NFHS. This material shall only be reproduced or distributed by member state associations for teaching and training purposes.

Distribution to the public is prohibited without the express written consent from the NFHS. Please contact Davis Whitfield, COO at dwhitfield@nfhs.org with requests.



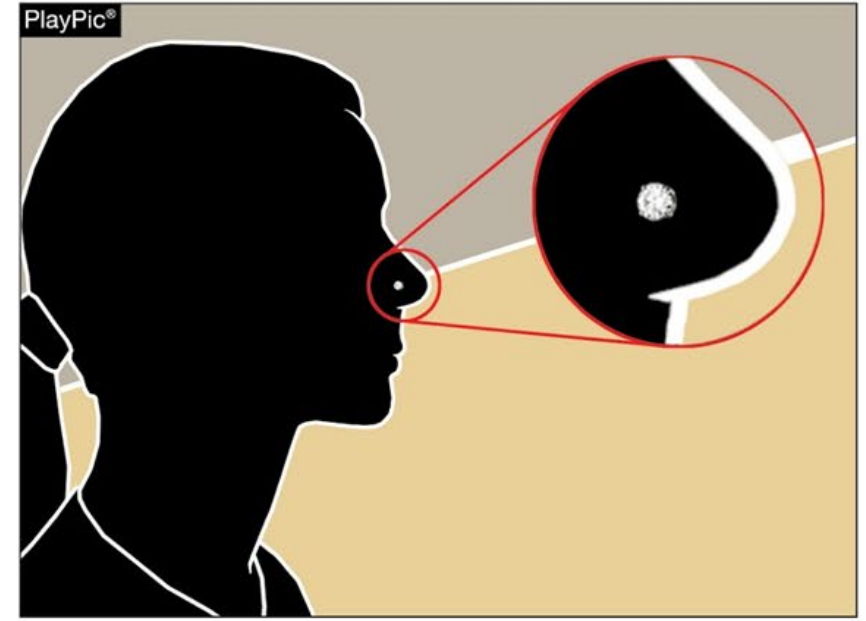
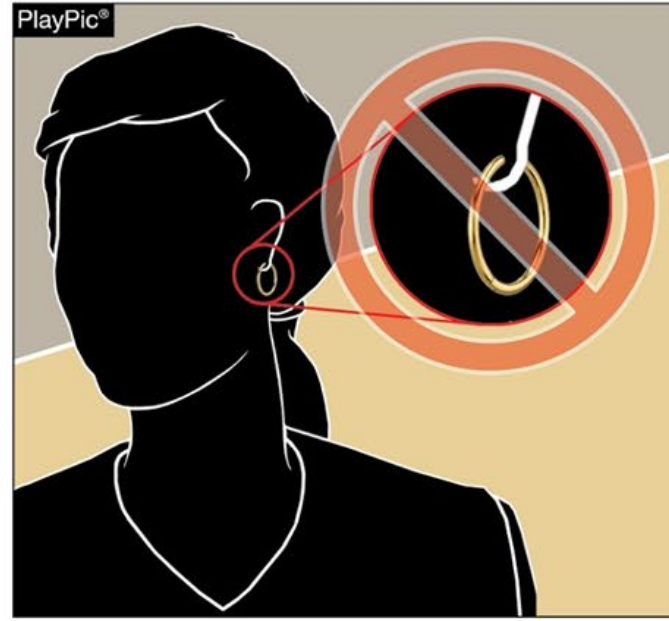
Rules Changes

2023-24 NFHS VOLLEYBALL



EQUIPMENT AND ACCESSORIES

4-1-7



- Small, secured stud or post jewelry may be worn above the chin.
- No jewelry is permitted below the chin.

EQUIPMENT AND ACCESSORIES

4-1-7



- String bracelets, commemorative bracelets and body jewelry are considered jewelry and are not permitted.
- Taping over jewelry is not permitted.
 - Exceptions remain for religious and medical alert medals



Points of Emphasis

2023-24 NFHS VOLLEYBALL

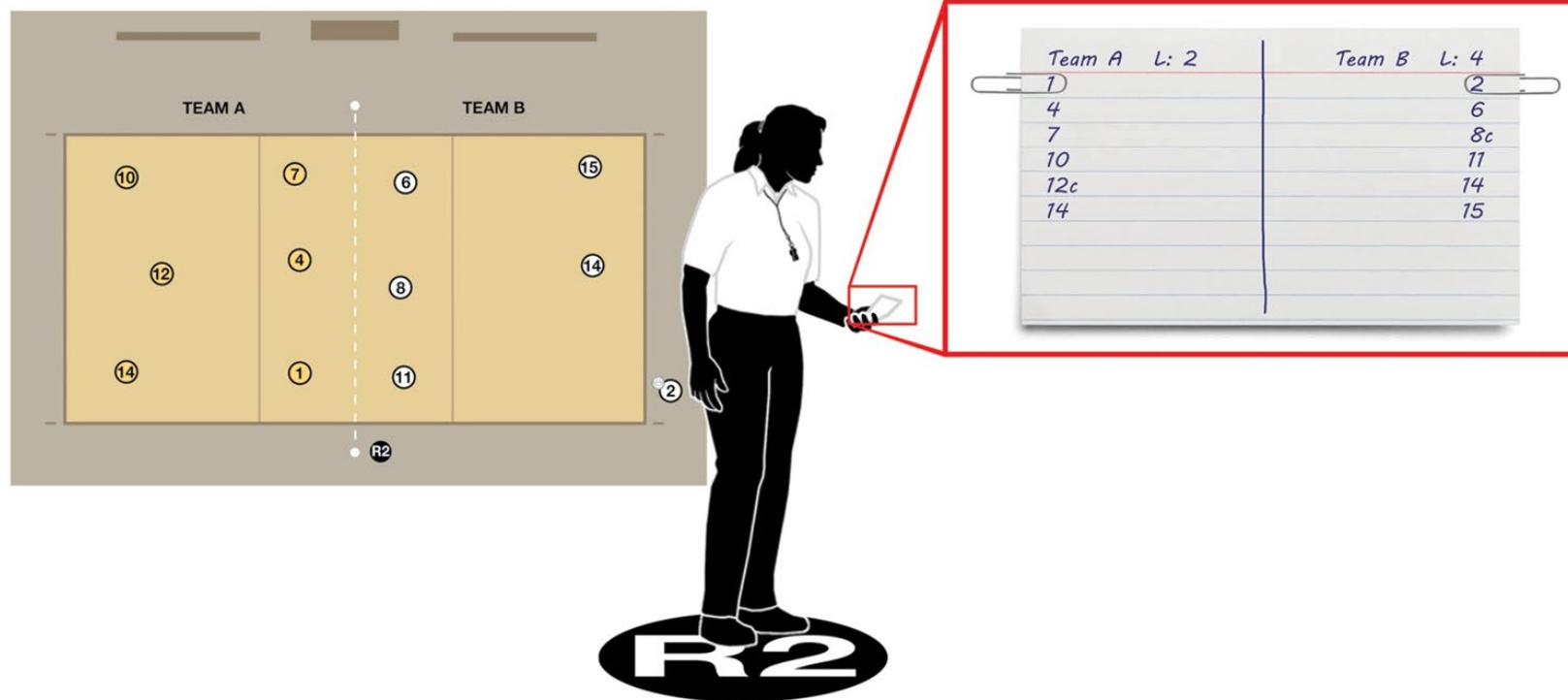




USING THE LINEUP CARD EFFECTIVELY

- The lineup card is a tool to assist the second referee and is used to:
 - Record starting lineups; and
 - Verify each team's lineup at the start of each set.
- The second referee can also use the lineup card to:
 - Record substitutions;
 - Record time-outs used by each team;
 - Identify players (circle the back-row setter); and/or
 - Record yellow/red cards.

USING THE LINEUP CARD EFFECTIVELY: STARTING PLAY



- Second referees should use or create a succinct lineup card for checking the teams' starting positions prior to each set.

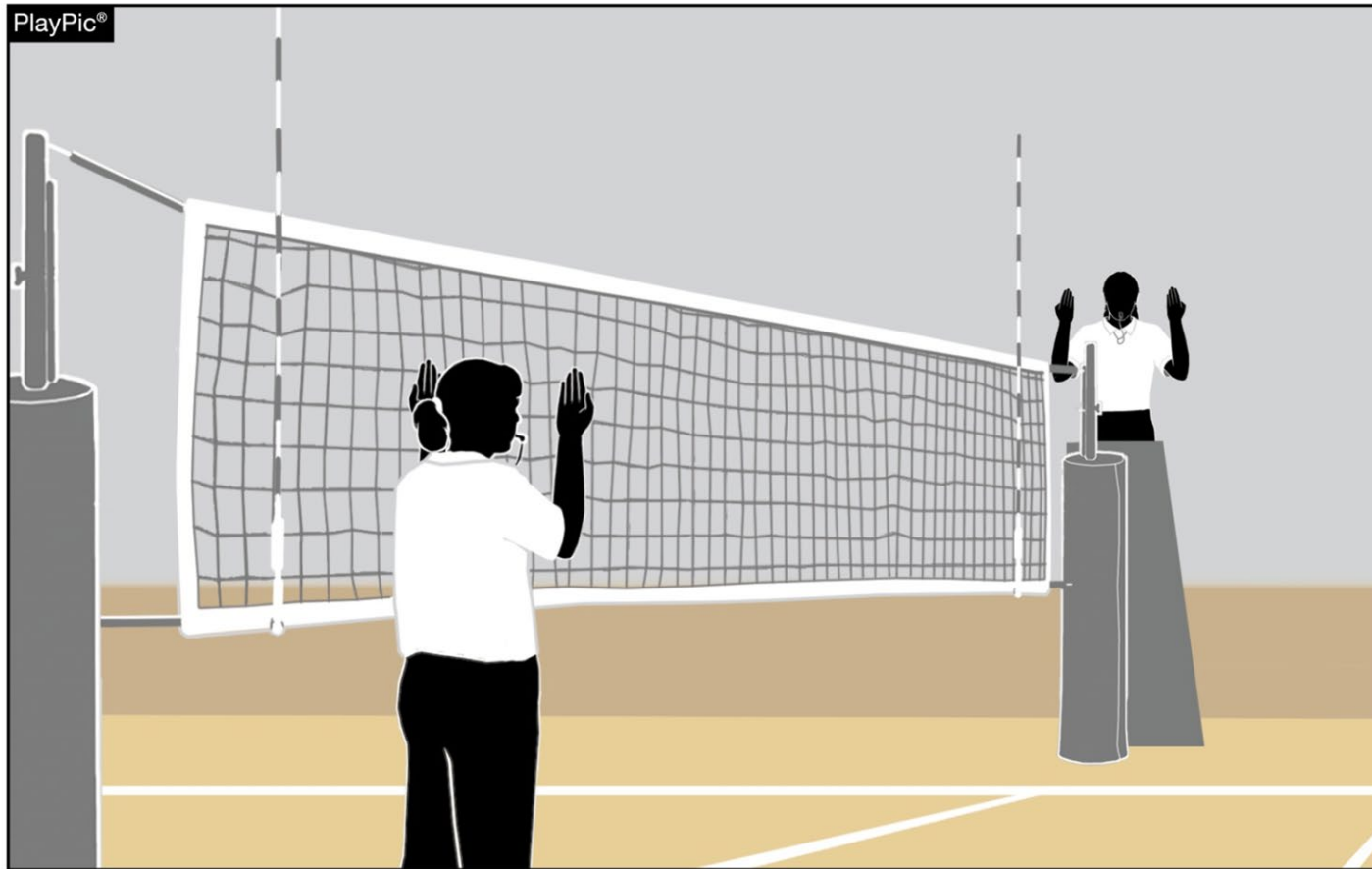


USING THE LINEUP CARD EFFECTIVELY: STARTING PLAY

- Once the lineups have been checked, the captain has been identified, the libero (if used) has been authorized by the second referee to enter, the game ball has been retrieved from the officials' table and tossed to the first server, the second referee should:
 - Place the lineup card and writing utensil in a pocket;
 - Take the ready position on the receiving team's side;
 - Face the court with shoulders parallel;
 - Make eye contact with the first referee; and
 - Signal "ready" by extending the arm farthest from the net toward the first referee.



USING THE LINEUP CARD EFFECTIVELY: DURING THE SET



- During play, second referees should keep lineup cards in their pocket in order to properly mimic their partner's signals.
- Second referees should refrain from signaling with a lineup card or pencil in hand.
- During substitutions, if recording on the lineup card, quickly take the card out, note the changes and put the card back in a pocket.
- Refrain from giving the court back to the first referee until the lineup card and pencil are put away.



Volleyball Video

- A to B R1 and R2

